




Akuvox S562W

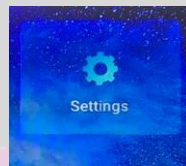
• Tablet Reset

Click the following:

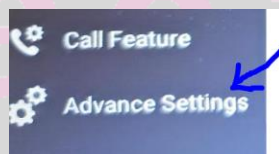
1) More



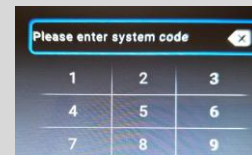
2) Settings



3) Advanced Settings



4) Enter Password (Default password is 123456)



5) Reset&Reboot

6) Reset to Factory Settings

7) DON'T Check (Except the start-up settings) leave it unchecked

8) Done

9) The tablet will reboot and a new menu will pop up at start up

10) Click skip then skip from top right until you get to the main menu. Find WI-FI and connect it to your WI-FI.